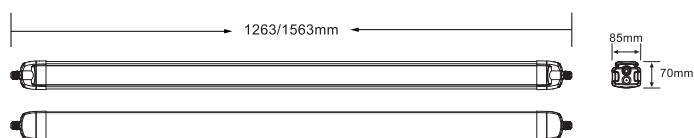


INDU65



Innovative IP65 luminaire with a wider range of functionalities compared to traditional industrial lighting. With a robust structure, the product is a great choice for challenging conditions and industrial locations. Installation of the luminaire is convenient, and it delivers a good LB value. Typically, the luminaire is surface-mounted. Through-wiring available.



DIMENSIONS

Length	1263/1563 mm
Width	85 mm
Height	70 mm

LIGHTING INFORMATION

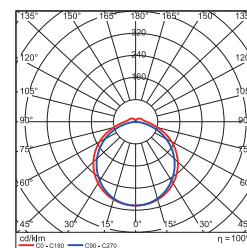
Power	38W
Luminous efficacy	136 lm/W
Total lumens	5137 lm
Glare index	27
MacAdam	3
Service life	L80B50
Light control	On/off, DALI
Colour temperatures	3000 K, 4000 K*

LIGHTING INFORMATION

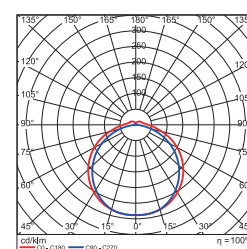
Power	52W
Luminous efficacy	142 lm/W
Total lumens	7488 lm
Glare index	27,7
MacAdam	3
Service life	L80B50
Light control	On/off, DALI
Colour temperatures	3000 K, 4000 K*

* Default: 4000 K

**1263 MM
LIGHT DIRECT DOWN**



**1253 MM
LIGHT DIRECT DOWN**



INDU 65

ELECTRICAL NO. (FI)	PRODUCT CODE	TYPE	VOLTAGE	POWER INPUT	LIGHT SOURCE	IP CLASS	MOUNTING
4325236	INDU 65-1200-38	Sealed industrial luminaire	230V	38W	LED	65	Surface mounting
4325237	INDU 65-1200-38DA	Sealed industrial luminaire	230V	38W	LED	65	Surface mounting
4325238	INDU 65-1500-52	Sealed industrial luminaire	230V	52W	LED	65	Surface mounting
4325239	INDU 65-1500-52DA	Sealed industrial luminaire	230V	52W	LED	65	Surface mounting